MANUAL MIXERS Data Sheet



MANUAL

MIXER

FEATURES

- Manual mixer suitable for chemical tanks: 50, 120, 250, 500 l.
- PVC shaft
- 2-blade impeller
- Impeller diameter 130 mm

TECHNICAL FEATURES

MODELS		FIXING		DIMENSIONS						
	Chemical tank mod.	Distance between holes	Holes number and position	Blades	Impeller diam. (C) (mm)	Height (D) (mm)	Fixing distance (A) (mm)	Holes diam. (mm)	Shaft diam.	Flange (B)
MIX MAN 45	CNT 50	Ø100	4 at 90°	2	130	450	100	8,5	Ø 26.441 (G3/4)	Ø120
MIX MAN 65	CNT 120	Ø125	3 at 120°	2	130	650	125	8,5	Ø 26.441 (G3/4)	Ø145
MIX MAN 77	CNT 250	Ø125	3 at120°	2	130	770	125	8,5	Ø 26.441 (G3/4)	Ø145
MIX MAN 110	CNT 500	Ø125	3 at 120°	2	130	1100	125	8,5	Ø 26.441 (G3/4)	Ø145

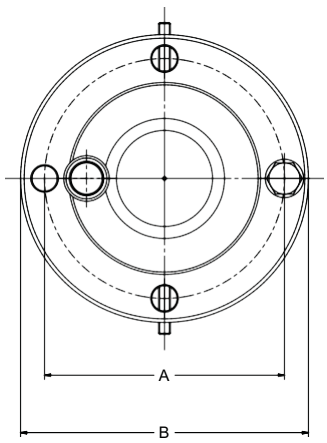

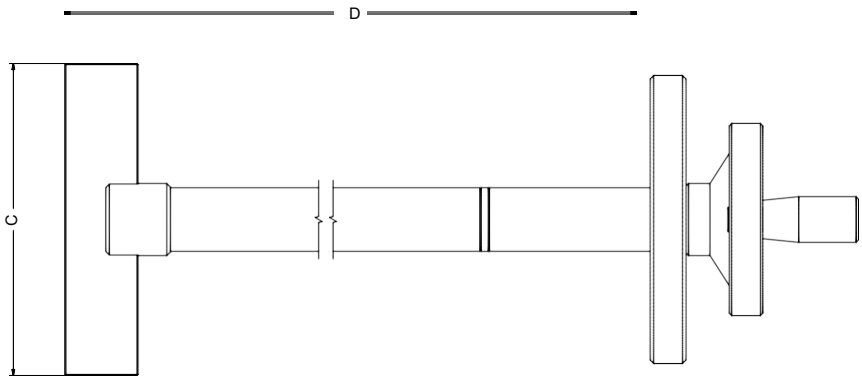

Via Donatori di sangue, 1 - 02100 Vazia (RI) - Italy
Tel. +39 0746 2284 1 - Tel. +39 0746 1725114 - Fax +39 0746 2284 2 - http://www.emec.it

Specifications subject to change without notice.



EIGENSCHAFTEN

- Rührwerk geeignet für Behälter unterschiedlicher Größe: 50, 120, 250, 500 l.
- Welle aus PVC
- Rührscheibe mit 2 Flügeln
- Rührscheibendurchmesser 130 mm

TECHNISCHE ANGABEN
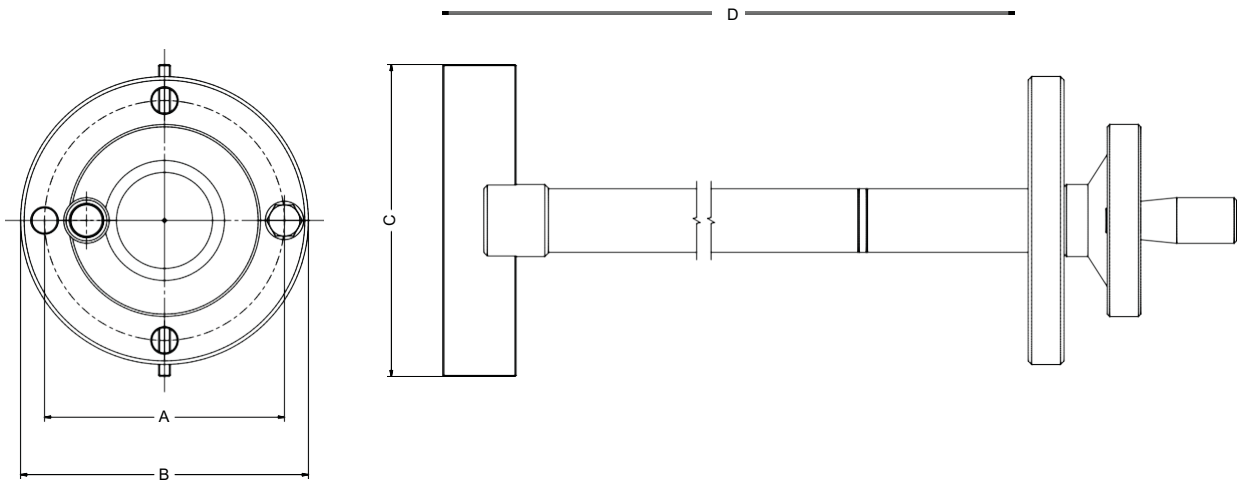
MODELLE		BEFESTIGUNG		ABMESSUNGEN						
	Behälter-modelle	Abstand der Löcher	Anzahl und Position der Löcher	Flügel	Rühr-scheibe Durchm. (C) (mm)	Höhe (D) (mm)	Befestigungs abstand (A) (mm)	Loch-durchm. (mm)	Wellendurchmesser	Außen-durchm. Flansch (B)
MIX MAN 45	CNT PD 50	Ø100	4 90°-Positionen	2	130	450	100	8,5	Ø 26.441 (G3/4)	Ø120
MIX MAN 65	CNT PD 120	Ø125	3 120°-Positionen	2	130	650	125	8,5	Ø 26.441 (G3/4)	Ø145
MIX MAN 77	CNT PD 250	Ø125	3 120°-Positionen	2	130	770	125	8,5	Ø 26.441 (G3/4)	Ø145
MIX MAN 110	CNT PD 500	Ø125	3 120°-Positionen	2	130	1100	125	8,5	Ø 26.441 (G3/4)	Ø145